

CAPACITIES

Max. capacity	4000 kg
Max. lifting height	17.4 m
Max. outreach	13.48 m

WEIGHT AND DIMENSIONS

Length to face of forks (l2)	6.22 m
Overall width (b1)	2.38 m
Overall height (h17)	2.61 m
Wheelbase (y)	2.90 m
Ground clearance (m4)	0.39 m
Overall cab width (b4)	0.85 m
External turning radius (over tyres) (Wa1)	4.05 m
Unladen weight (with forks)	11,530 kg
Forks length / width / section (l / e / s)	1200 x 125 x 50 mm

ENGINE

Engine brand	Kirloskar
Engine norm	BS-V
Engine model	4R1190TA- HT BSV
Number of cylinders / Capacity of cylinders I.C. Engine power rating - Power	4 - 4760 cm ³ 74.50 Hp / 54.80 kW
Max. torque / Engine rotation	400 Nm@ 1200rpm
Drawbar pull (Laden)	10200 daN

TRANSMISSION

Transmission type	Torque converter with manual transmission
Number of gears (forward / reverse)	4 / 4
Max. travel speed	26 km/h
Parking brake	Manual
Service brake	Oil-immersed multi-discs braking on front & rearaxles

HYDRAULICS

Hydraulic pump type	Gear pump
Hydraulic fl ow / Pressure	102.5 lpm - 250 bar

TANK CAPACITIES

Engine oil	9.5 l
Hydraulic oil	120 l
Fuel tank	100 l

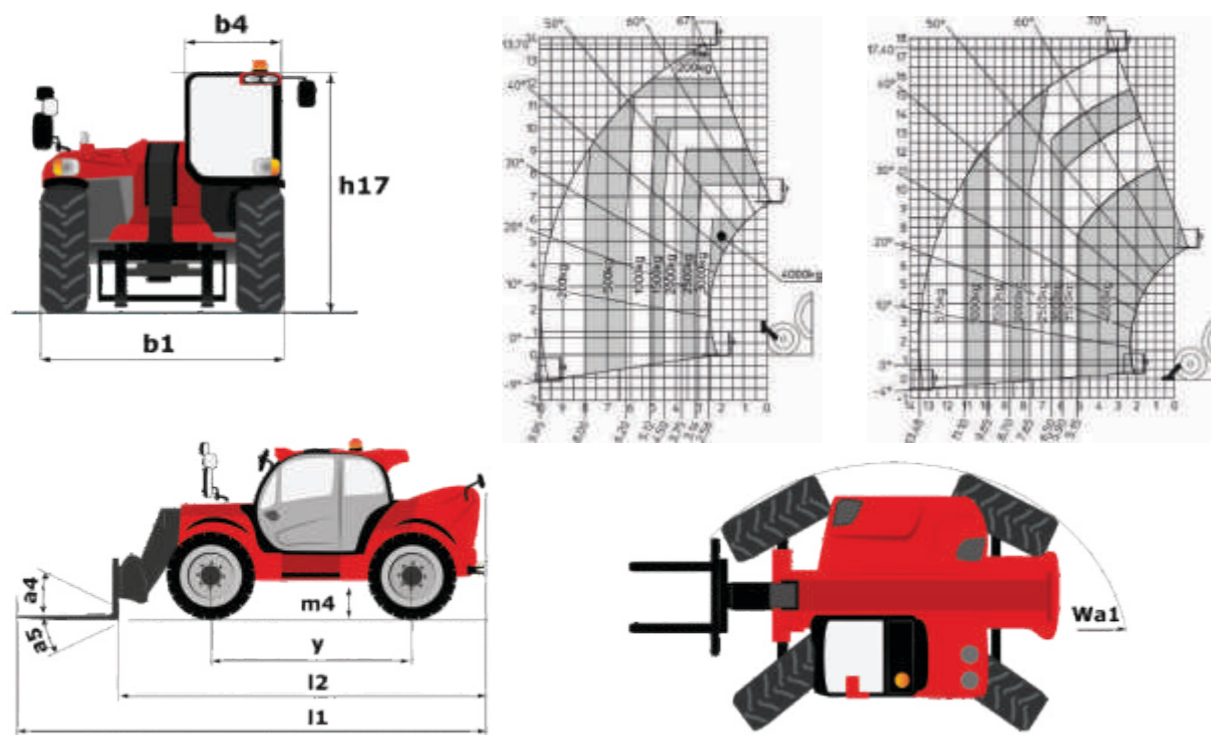
NOISE AND VIBRATION

Noise at driving position (LpA)	85 dB
Noise to environment (LwA)	110 dB

MISCELLANEOUS

Controls	Monolever
----------	-----------

MXT 1740 K BSV - DIMENSIONAL DRAWING




Effective Date: July 2025. All dimensions, weights & timings are variable within 1.5%. Company reserves the right to change specifications without prior notice. The illustration do not necessarily show the standard version of the machine. Product specifications & prices are subject to change without notice or obligation. The photographs and/or drawings in this document are for illustrative purposes only. Refer to the appropriate Operator's Manual for instruction on the proper use of this equipment. Failure to follow the appropriate Operator's Manual when using our equipment or to otherwise act irresponsibly may result in serious injury or death. The only warranty applicable to our equipment is the standard written warranty applicable to the particular product & sale & we make no other warranty, express or implied.



MANITOU SOUTH ASIA PRIVATE LIMITED,
 Regd. Office: Ground Floor, Plot- B-1, Block- B-1
 Mohan Cooperative Industrial Estate, Mathura Road, New Delhi-110044.
 Email: info.mind@manitou-group.com, Web: www.manitou.com

Call Toll-Free 1800 103 7600 For Raising Your All Queries

Follow us for new updates



RAISING THE BAR IN PERFORMANCE WITH MXT 1740



Engine Power	74.5 hp
Max. Capacity	4000 kg
Max. Lift Height	17.40 m
Max. Outreach	13.48 m
Powered by BSV Engine	

DEFY GRAVITY WITH A
MAXIMUM ELEVATION OF

17.40m

AND A **WORKING
OUTREACH OF OF 13.48 M**

A LEGACY OF 66 YEARS

From the invention of the first all-terrain forklift truck to designing, manufacturing, distributing, and servicing different equipment for construction, agriculture, and industry sectors, we have been there to handle it all.

Today, our product range includes fixed all-terrain telescopic forklifts, compact wheeled and tracked skid-steers, backhoe loaders, scissor lifts, and different accessories. With **1050 dealers in 140 countries**, we continued evolving and innovating to offer the best solution for our customers.

MANITOU MXT- RAISING THE BAR EVERYDAY

Short turning radius of 4.05 m provides Superior Maneuverability in Tight Spaces

One machine, Three ways to outperform with 3 steering modes (4WS, 2WS, crab steering)

The new diesel tank capacity of 100L reduces the fuel top-up frequency.

**H A R A T
BUILT
FOR THE WORLD**

Continuing our legacy of delivering world-class quality and innovation, Manitou brings the best of Indian engineering to drive global innovation and shape the future. With fuel efficiency, smart technology, and eco-friendly solutions, our BSV Engine machines are ready to take on the world, redefining what Manitou machines can achieve.

HOW DO MANITOU TELEHANDLERS MAKE A DIFFERENCE?

Performance that Exceeds Expectations

Works well in all conditions, the Manitou Telehandler is an all-terrain machine that can work on a **47% slope gradient**. With a **turning radius of 4.05 m**, **4 steering wheels** with **3 steering modes** improve performance & save time.



Load and Unload with speed and precision



Ready for Every Task with assortments like jibs, cranes, and forks



Go Beyond Limits with **17.40 m lift height** and **13.48 m working outreach**



Built to Handle More up to **4 tonnes** with absolute confidence

Strength to Handle Any Challenge


The cab interiors and metallic mudguards are crafted from durable materials, ensuring exceptional robustness and longevity for the machine. Built to Level 2 ROPS/FOPS standards, the cab guarantees superior safety. The axles are equipped with oil-bathed multi-disc brakes for reliable performance, while other components are sourced from trusted, renowned suppliers, ensuring easy availability and quality assurance.

One Machine That Does It All

The versatile range of attachments helps you do various tasks - preparing soil, mixing concrete, loading/unloading trucks and containers, handling materials and more. Also, quick and easy attachment changes ensure maximum productivity on any job site. With the auxiliary hydraulic line, you can effortlessly use attachments like the grabber bucket, side shifter and bale clamp enhancing the machine's efficiency across tasks.

Effortless Efficiency in Every Task

The machine features two front steering wheels for enhanced safety. It also offers quick and easy operations like boom lifting/lowering, telescopic boom extension/retraction, scooping/dumping, attachment hydraulic line control, and 30-second start-up. The dashboard and levers are also user-friendly.



myMANITOU
mobile app

Machine information
Found your: location, fuel and consumptions datas...

Data analytics
See your energy consumption, CO² emissions and track the operational hours of your equipment.

Set notifications
For geofence, fuel level

Share it with a teammate
Share your equipment and associated documentation.

Documentations & videos
Familiarize yourself with your machine and operate safely.

Contact your dealer
Expert advice at your fingertips.

What for?

Easy-to-use for simpler day-to-day operations:

- Monitor your machines
- Configure notifications (fuel, geofence)
- Access documentation & videos

How to access info from a connected machine?

Simply send a pairing request to your dealer by entering your machine's number directly in the app.



INVEST IN LONG-TERM GAINS

1 1 years/2000 hours

We focus on optimizing your total cost of ownership by designing high-performance, durable, and cost-efficient machines tailored to your needs.

2 Low Maintenance Cost

Our efficient gear-driven water pump eliminates the need for belts, reducing risks and improving durability. Additionally, the streamlined front axle sub-assembly ensures enhanced reliability and minimizes maintenance costs.

3 Improved serviceability

The machine layout has been optimized to provide easy access to all main components facilitating better service.

